
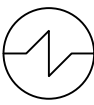
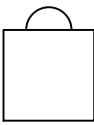
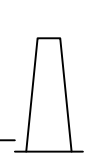
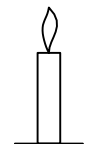
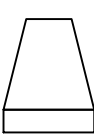



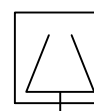
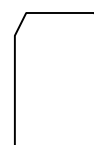








C:\Users\eric.leitner\OneDrive - Cima+Documents\CIMA+ Projects\Peel Standards\18-2108-002-000-DI-0002

Print Date: 2025-10-16 3:56:28 PM

ANSI C Title Block Revision A. Designed by Eric Leitner. ©2025 Peel Region. All Rights Reserved.











Miscellaneous ISO Symbols

	01.01 Tank, General
	03.01 Heat Exchanger
	04.01 Boiler with Dome
	04.07 Stack, Chimney
	04.08 Gas flare
	05.01 Cooling Tower, General
	6.8 Filter Press
	08.01 Separator, Sifter
	08.10 Separator, Cyclone
	09.01 Centrifuge, High Speed
	10.01 Drier, General
	11.01 Crusher/ Grinder
	11.02 Crusher, General
	12.02 Inline Mixer
	23.04 Flame Arrestor
	24.3 Silencer
	24.4 Injector

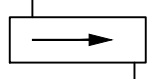
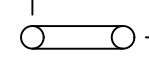

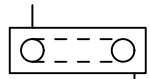
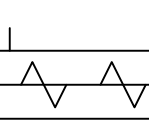
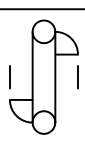

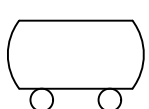
15 Liquid Pumps

	General
	Centrifugal
	Gear
	Screw
	Progressive Cavity
	Reciprocating Piston
	Diaphragm
	Jet or Ejector








16 Compressors

	General
	Centrifugal
	Reciprocating Piston
	Diaphragm
	Turbo
	Roller Vane
	Rotary Piston
	Screw
	Liquid Ring
	Jet or Ejector









18 Conveyors

	General
	Belt
	Belt in Box
	Chain, Closed
	Screw, Closed
	Elevator, Bucket
	Forklift Truck
	Tank Car



20 Engines

	Generator, General
	Generator, AC
	Generator, DC
	Motor, General
	Motor, AC
	Motor, DC
	28.08 Agitator, Propeller Type













2214 Drains

	FD	Foor Round
	RD	Roof Round
	RD	Roof Square
	FD	Floor Square
	HD	Hub
	FFD	Floor Funnel
		Funnel Elevation
		Scupper




















2309 Controls

	Normally Open Flow Switch
	Normally Closed Flow Switch












2320 Specialities

	EJ	Expansion Joint
	EJ	Expansion Loop
	EJ	Expansion Bellows
		Thermostatic / Steam
		Thermostatic Blast
		Scale
		P-Trap
		Main
		Intermediate
		Spring
		Guide
		Gauge-pressure

2320 Fittings

	Screwed Tee Down
	Screwed Tee Up
	Connection Top
	Connection Bottom
	Screwed Straight Tee
	Screwed Straight Cross
	Screwed Lateral
	Reducer Concentric
	Reducer Eccentric
	Bushing
	Cleanout
	HB Hose Bib
	90° Elbow
	45° Elbow
	90° Elbow Away
	90° Elbow Towards
	Union
	Cap, screwed
	Cap, welded

2320 Valves

	Lock Shield
	Multi-Port
	Needle
	Pressure Reducing
	Gas Cock
	Balancing
	Check
	Alarm Check
	Butterfly Check
	Square Head Cock
	Flanged Safety

RESOURCE DRAWING

This resource drawing is based on available records and data supplied by third parties, some of which may not have been verified. It is being provided as a courtesy, without any warranty, express or implied, as to its accuracy or completeness. It may not reflect current site conditions or post-construction changes. It does not include a professional engineer's seal and is not to be considered a certified record drawing. Peel Region makes no representation or guarantee regarding the accuracy of this resource drawing and disclaims any responsibility or liability for loss, damage, or injury resulting from its use. Users are solely responsible for verifying the accuracy and completeness of this resource drawing before relying upon it for any purpose.



10 Peel Centre Drive
Suites A and B
Brampton, ON L6T 4B9

Client Project Description
Project Address Line
City, Province C3C 4D4

Peel Region Project No. : 18-2108	Peel Region Contract Number : 2022-222vPC10-1-004
--------------------------------------	--

Peel Region File Name : 18-2108-002-000-DI-0002
--

2.0	2025-08-31	Peel Region Approved Edition
G	2025-07-11	Conversion to ISO 10628
F	2025-06-27	Final Adjustments to Elements
E	2025-04-24	End of April Edition
D	2025-04-10	Updated Edition
C	2025-03-10	Updated Edition
Mark	Date	Description

Revision History

Filename : 18-2108-002-000-DI-0002	Version : 2025
Consultant Project Number : Z0024323	Consultant Project Manager : Eric Leitner, PMP
Drawn : Eric Leitner, C.Tech.	Date (yyyy-mm-dd) : 2025-07-31
Checked : Catherine Ledo	Date (yyyy-mm-dd) : 2025-08-31
Approved : James Lavhey	Date (yyyy-mm-dd) : 2025-08-31
Title :	

Peel Region CADD Standard

ISO 10628 or UDS v6 Module 6
Compliant Symbols

Page Size : ANSI C	Peel Region Sheet Number : 000-DI-0002	Rev : 2.0
Scale : N / A		Sheet : 04 of : 08